

# THE BRICKERY®



## How to select your bricks

Designing your new home is an exciting experience as you discover the multitude of design ideas at your disposal. The Brickery team will help to make the experience as satisfying as possible. We recommend you use at least three of these selection tools available to you:

### Brochures & Websites

A great way to narrow down your selection but remember colours and textures are only indicative.

### Display Material

Some builders have sample boards in their offices, these are a good way to view the bricks.

### Selection Centres

Visit The Brickery Selection Centres to view display walls. We also have tools such as window joinery and roof colour swatches to help with your selection.

### Sample Packs

You can request a sample from us which we can send to you. This will be from a recent or current batch and will give a good indication of brick colour. Our sample will have a batch number so you know what your house will look like (remember bricks vary from batch to batch). Please ensure the batch number is quoted at time of ordering. If we have since run out, then we will send you a new sample.

### Recently Constructed Houses

We can provide you a list of recently constructed houses that you can view from the street.

Considering a blended brick? Be aware we endeavour to always show a light and dark brick however the final blend will not be in equal proportions and there will be a range of colours between the light and dark. Consider your mortar colour and joint finish as this can have a dramatic affect on your homes overall appearance.

It is important to remember that any issues regarding the quality, texture or colour of the bricks must be addressed with the brick supplier prior to the laying of the bricks. A brick laid is a brick accepted. Thoroughly check all pallets upon delivery.



Palma by Austral Bricks  
290 x 50 x 70mm

Tip #1 Clay bricks are like people; no two bricks are the same.

Tip #2 Nothing beats seeing a physical sample, in fact we insist you do. Brochures and screens all display colours differently.



Clay bricks have a front and a back, though some bricks have two faces (both sides can be used). The front is called the *face* or *stretcher*.

Clay bricks don't need paint, sealing or any other treatments to maintain their aesthetics and durability. The colour is fired into the bricks so it lasts a lifetime and will not fade. They are cost effective and low maintenance.

Brick insulates in a way most materials do not. By following energy efficient design principles and combining bricks with insulation, your home will keep warm in winter and cool in summer, so you'll love coming home.

Clay bricks are a sustainable building option. Made from organic minerals found in naturally abundant sources of clay.

Clay brick's long-lasting life cycle offers ongoing environmental and health benefits. Durable, re-usable, free from contaminants and naturally resistant to pests or fire, clay brick is safe to live in, making it the ultimate material in responsible and economical home building design.

Clay bricks are fully reusable. They are one of the very few materials that can be reused (not just recycled) with all their original qualities intact. And if they are consigned to land fill, clay bricks are chemically inert and can't pollute groundwater or contaminate soil.

## Guide to tolerances, materials and workmanship in new residential construction 2015

The Ministry of Business, Innovation and Employment (MBIE)

### 3.2 Clay brick and masonry veneer

The normal viewing position distance for internal and external exposed architectural masonry feature walls is 6.1 m (see Inspecting surfaces and fixtures). Where it is not possible to achieve this distance, specific issues can be viewed at closer distances in accordance with the details in the below table.

#### 3.2 CLAY BRICK AND MASONRY VENEER

CRACKS AND CHIPS UNLESS OTHERWISE SPECIFIED, EXPOSED WALLS SHOULD BE:

- Free of visible cracks and chips when viewed from 6.1m in diffused light. (ASTM C90-1418)
- From closer distances, chipping of edges on bricks is acceptable provided the total length of chips per brick is no more than 10% of the perimeter length of the brick and;
  - For 95% of the bricks the chips are no longer than 3 mm from edges and 6 mm from corners, and;
  - For the remaining 5% of the bricks the chips are no longer than 6 mm from edges and 9.5 mm from corners.

## MORTAR COLOUR

When it comes to mortar (what binds the bricks together) you will need to consider the colour and finish, as both will have a striking impact on the look of your bricks. Mortar constitutes approximately 15% of the brick facade colour.

An off-white mortar between darker coloured bricks will add contrast and highlight the shape of each brick. Whereas

matching mortar colour to the brick will soften the brickwork. Please confirm with your builder or brick layer what their mortar colouring offering is before you make your final decision.

When using a mortar that is not a prebagged trade mortar, only washed river sand should be used. Warranties for efflorescence are voided if sea sand is used.



Natural



Off White



Charcoal



Black

## MORTAR FINISHES

When it comes to mortar finishes, it's all about the lighting. There are four common finishes; raked, rolled, flush and weathered.

A raked finish is recessed, creating deep shadows in the horizontal mortar joint, bringing out the lines of the brick work. A rolled finish\* also creates shadow lines, but they are subtler. A flush finish doesn't allow for any shadows in the joint, giving the wall a flatter, more unified look. A weathered joint gives a neat, well ordered look.



Raked



Rolled



Flush




Weathered


\* A rolled joint is recommended for all vitreous coated clay bricks.

## BOND PATTERN


A bond is the pattern in which bricks are laid. The most common bond is Stretcher Bond which consists of courses of full bricks where every course is offset half a brick from the course below. Stacked and Flemish are also popular and achieve an alternative look.



Stretcher Bond



Stack Bonded



Flemish Bond

AUCKLAND  
956 Great South Rd,  
Penrose, Auckland 1061  
Phone: 09 579 0166

TAURANGA  
15 Hynds Rd,  
Greerton, Tauranga 3112  
Phone: 07 578 7117

HAMILTON  
59 Vickery St,  
Te Rapa, Hamilton 3200  
Phone: 07 958 4650

LOWER NORTH ISLAND  
61 Riverbank Road,  
Otaki, Kapiti Coast 5512  
Phone: 021 229 9976

CHRISTCHURCH  
1/99 Sawyers Arms Rd,  
Papanui, Christchurch 8052  
Phone: 03 354 0200

230 x 76 x 70mm



Lorca by Austral, La Paloma range  
466035



Crevole by Monier, Origin range  
169837



Limewash by Austral,  
San Selmo Reclaimed range 194797



Reclaimed Original by Austral,  
San Selmo Reclaimed range 176461



Spanish Red by Austral, Artisan range  
472234



Wicklow by Monier, Vintage range  
169863



Russo by Austral, Artisan range  
467814



Coach House Grey by Austral, Vintage range  
120438



Grey Cashmere by Austral,  
San Selmo Smoked range 167271



Chiffon by Austral, Origin range  
169838



Dover by Monier, Artisan range  
140622



Whitehaven by Austral, Industry range  
197197



Aged Red by Austral,  
San Selmo Reclaimed range 450610



Gypsy Rose by Monier, Artisan range  
140623



Umber by Austral, Origin range  
451590



Russet Blend by Austral, Artisan range  
466041



Grange by Austral, Artisan range  
120385



Silver by Austral, Origin range  
120300



Platinum by Austral, Industry range  
182647



Gun Metal Blue by Austral, Industry range  
466839



Karekare by Austral, Origin range  
458370



Alpine by Monier, Origin range  
140618



Devon by Monier, Origin range  
189374



Coach House Cream by Austral, Vintage range  
169005



Coach House Autumn Blend by Austral, Vintage  
range 120432



Paprika by Austral, Artisan range  
467111



Cuprum by Austral, Industry range  
193068



Leisure by Austral, Origin range  
120305



Opaque Slate by Austral,  
San Selmo Smoked range 167250



Titanium by Austral, Industry range  
193067



Espresso by Austral, Industry range  
169862



Elda by Austral, La Paloma range  
466034

230 x 76 x 80mm



Azul by Austral, La Paloma range  
197051

230 x 119 x 70mm



Alicante by Austral, La Paloma range  
169147



Chalk by Monier, Mezzo range  
191089



Terrassa by Austral, La Paloma range  
124831



Grenada by Austral, La Paloma range  
124833



Eros by Austral, Mezzo range  
141371



Boston Grey by Austral, Mezzo range  
169866



Bronze by Austral, Mezzo range  
141283



Lanzarote by Austral, La Paloma range  
166662

290 x 50 x 70mm



Palma by Austral, La Paloma range  
468656



Toledo by Austral, La Paloma range  
468658

290 x 76 x 70mm



Madrid by Austral, La Paloma range  
169148



Seville by Austral, La Paloma range  
124836



Pamplona by Austral, La Paloma range  
166663



Tenerife by Austral, La Paloma range  
166661

290 x 162 x 70mm



French Brie by Austral, Magnum range  
182320



Chai Latte by Austral, Magnum range  
191783



Kingston by Austral, Magnum range  
120428



Carbide by Austral, Magnum range  
182775